



EON 610

10" Two-Way Bass Reflex Self Powered System

Features:

- ▶ JBL Premium Transducers
- ▶ 1000 W highly efficient Class-D amplification
- ▶ Maximum SPL Output: 124dB
- ▶ System Type: Self powered 10", two-way, bass-reflex
- ▶ Frequency Range (-10dB): 52Hz - 20kHz
- ▶ Frequency Response (-3dB): 60Hz - 20kHz
- ▶ Coverage Pattern: 110 x 60
- ▶ Bluetooth Control
 - 3 Parametric EQs + Hi & Lo Shelf
 - Gain and Delay
 - Save and Recall settings
- ▶ JBL Engineered Application Presets
 - Main
 - Monitor
 - Speech
 - Subwoofer
- ▶ 3 x M10 Suspension Points
- ▶ Standard 35mm pole cup with stabilizing screw
- ▶ Lightweight, rugged polypropylene enclosure

Applications:

- ▶ The EON610 is a powered portable PA speaker in the EON600 series from JBL Professional. It has been designed to deliver class leading performance in a variety of applications including use as a main PA, a stage monitor, and rear and side fills. A lightweight, highly useful enclosure allows the speaker to be easily transported and set up wherever sound reinforcement is needed.
- ▶ Enclosure designs have been optimized for ideal acoustic resonance taking advantage of injection molding techniques and mechanical shaping of the enclosures. This results in tremendous increases in cabinet volumes which enable better acoustic performance while maintaining the same footprint. Four intelligently positioned handles make the 600 easy to carry and move around. Integrated hardware mounts, designed into the enclosures, allow each model to be flown when required. And indexed feet molded into the enclosures allow for convenient storage and transport, secure stacking for stage monitor and traditional stand up configurations, and unique acoustic configurations.
- ▶ The EON610's extraordinary performance results from a breakthrough approach to waveguide design. Special fluting is designed into the structure that guides the frequencies through the full range of the system. The result is consistent response throughout its 110 degree coverage pattern. The quality and consistency between on axis and off axis response delivers uniform coverage and high intelligibility throughout the coverage area, which means the EON610's smooth, transparent sound is the same for the entire audience.
- ▶ Bluetooth control over DSP Parameters, presets, and master volume allows users to control up to 4 speakers at one time with iOS and android devices. 3 PEQs and a Hi- and Lo-shelf are built into the speaker and accessible via the EON600 app.

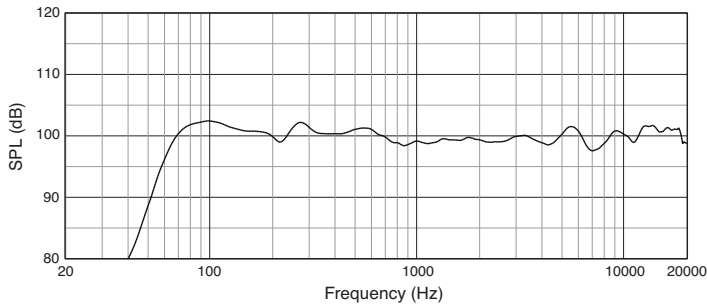


Specifications:

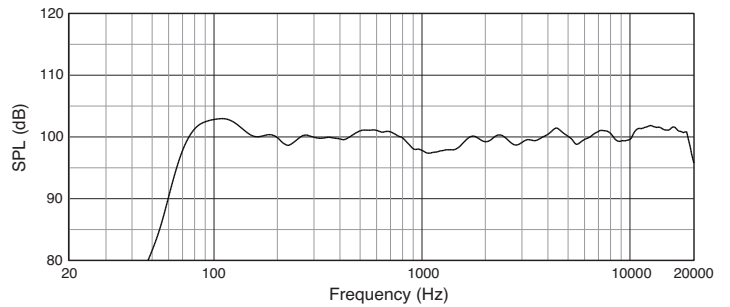
System:	
System Type:	Self powered 10", two-way, bass-reflex
Maximum SPL Output:	124 dB
Frequency Range (-10 dB):	52Hz - 20kHz
Frequency Response (-3 dB):	60Hz - 20kHz
Amplifier:	
System Power Rating:	1000W Peak (700 LF + 300HF); 500W Continuous (350W LF + 150W HF)
Input Impedance:	20k (balanced)
Line Input Gain:	Infinity to 26.8 dBu
Mic Input Gain:	Infinity to 29 dBu
Maximum Input Level:	
Line:	+14dBu
Mic:	-4dBu
Connectors:	2 x Balanced XLR-1/4" combination inputs; 1 x male XLR loop thru out
LED Indicators:	Front Power LED (Defeatable, white) Rear Power LED (Blue), Bluetooth (Blue), EQ+ (Green) Preset (Green) Signal (Green) Limit (Orange)
Cooling:	Passive
AC Power Input:	100-120VAC 50/60Hz; 230-240VAC 50/60Hz
AC Power Consumption (120V~):	1/8th Power - 1.14A (Max), 1/4th Power - 1.71A (Max), 1/3rd Power - 2.03A (Max)
Speaker:	
LF Driver:	1 x JBL 610H 322mm (10 in) woofer
HF Driver:	1 x JBL 2414H-1 25.4mm (1 in) polymer diaphragm, neodymium compression driver
Coverage Pattern:	110 x 60
Crossover Frequency:	1.8kHz
Enclosure:	
Material:	Polypropylene, black
Monitor Angle:	Both sides
Suspension/Mounting:	35mm pole socket, 3 x M10 Suspension points
Handles:	4
Grille:	Powder coated, Obsidian, perforated steel with acoustically transparent black cloth backing
Dimensions (L x W x H):	558 mm x 322 mm x 295 mm (21.968" x 12.677" x 11.614")
Weight:	26 lbs (11.79 kg)
Shipping Weight:	36.0 lbs (15 kg)

▶ EON 610 10" Two-Way Bass Reflex Self-Powered System

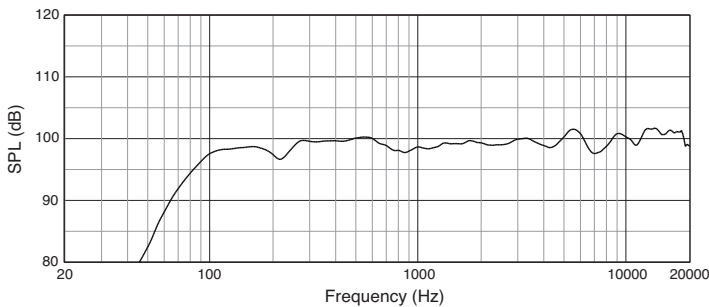
Frequency Response (Main Tuning)



Frequency Response (Monitor)

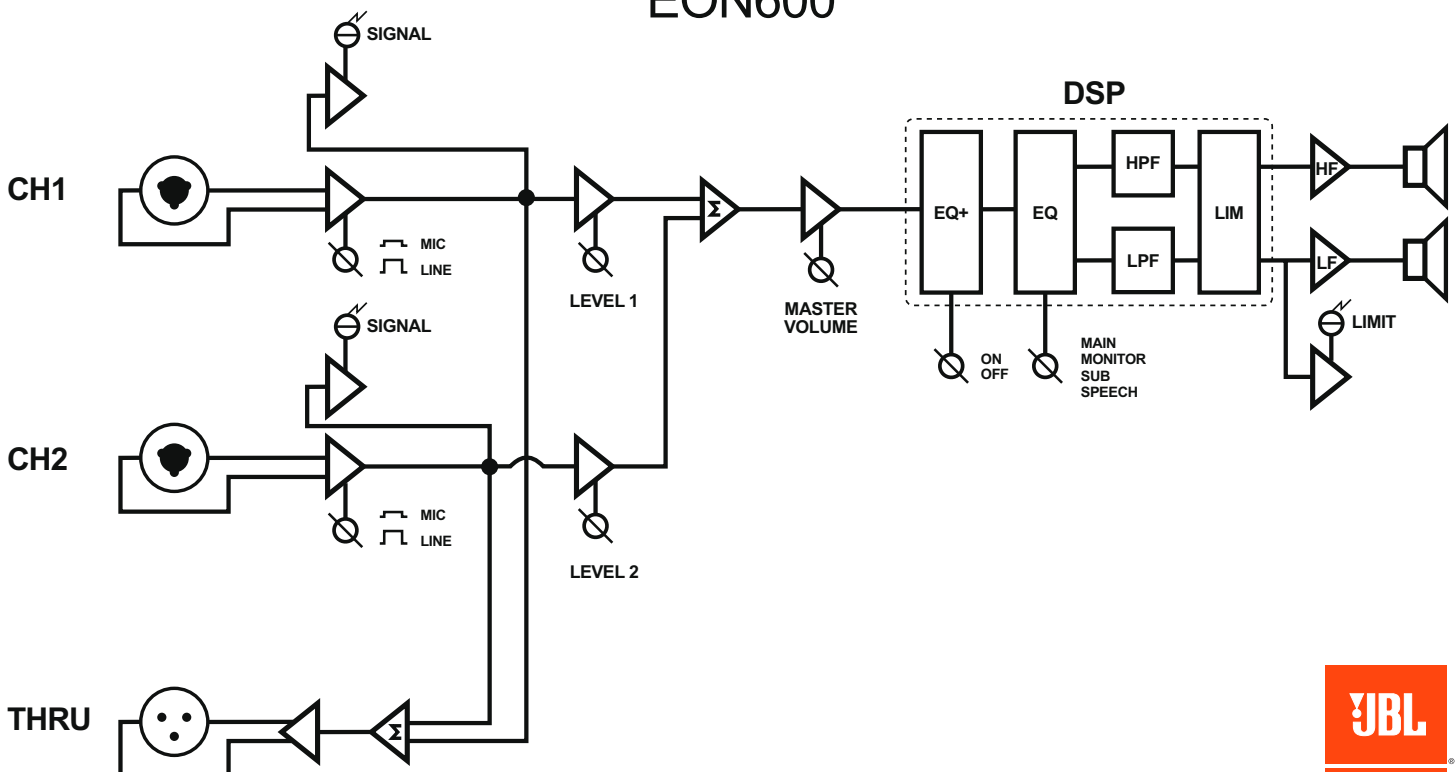


Frequency Response (Speech)



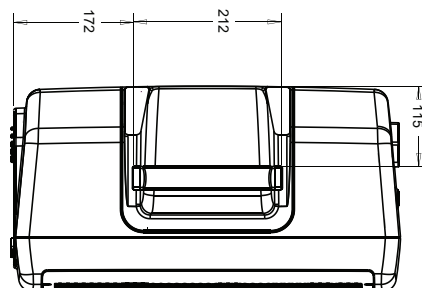
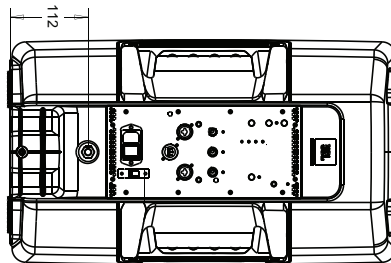
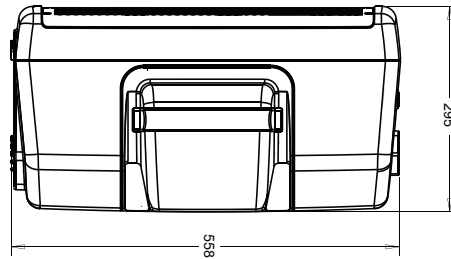
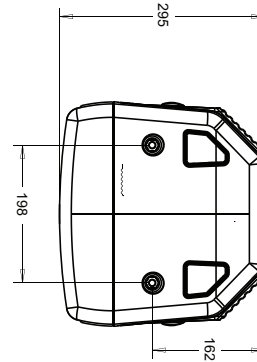
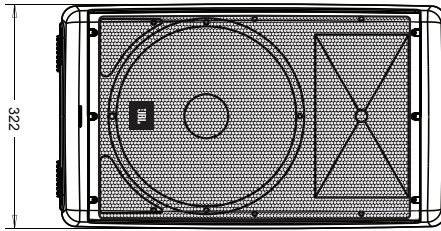
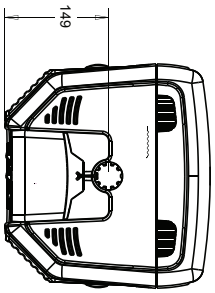
Block Diagram:

BLOCK DIAGRAM
EON600



▶ EON 610 10" Two-Way Bass Reflex Self-Powered System

Dimensions:



JBL Professional
8500 Balboa Boulevard, P.O. Box 2200
Northridge, California 91329 U.S.A.

© Copyright 2015 JBL Professional
www.jblpro.com